
















14 **200m Backstroke Men Final**


Official

1 Final 13 years



Official

heat Started at: 05:59 PM (+ 5 min)

Lane	Competitor	Age	Club	RT	PTS	Rank	Result
0	 Isaac Gu	13		0.60		6	2:29.92 Entry: 2:31.81 -1.89
	50m: 34.65 100m: 1:12.34 (37.69) 150m: 1:51.68 (39.34) 200m: 2:29.92 (38.24)						
1	 Jimmy Ward	13		0.84		9	2:32.74 Entry: 2:31.22 +1.52
	50m: 35.02 100m: 1:14.79 (39.77) 150m: 1:53.77 (38.98) 200m: 2:32.74 (38.97)						
2	 Malachy Adams	13		0.79			DSQ
3	 William Gascoign	13		0.82		4	2:26.34 Entry: 2:26.93 -0.59
	50m: 32.60 100m: 1:10.02 (37.42) 150m: 1:48.69 (38.67) 200m: 2:26.34 (37.65)						
4	 Reagan Liang	13		0.67		1	2:19.30 Entry: 2:21.17 -1.87
	50m: 31.67 100m: 1:06.54 (34.87) 150m: 1:42.81 (36.27) 200m: 2:19.30 (36.49)						
5	 Daniel Brown	13		0.64		2	2:20.14 Entry: 2:22.73 -2.59
	50m: 31.87 100m: 1:07.22 (35.35) 150m: 1:44.04 (36.82) 200m: 2:20.14 (36.10)						
6	 Fletcher Cummir	13		0.65		3	2:25.36 Entry: 2:28.73 -3.37
	50m: 34.02 100m: 1:10.77 (36.75) 150m: 1:48.30 (37.53) 200m: 2:25.36 (37.06)						
7	 Ethan Jiao	13		0.76		5	2:29.37 Entry: 2:29.47 -0.10
	50m: 35.63 100m: 1:14.25 (38.62) 150m: 1:53.05 (38.80) 200m: 2:29.37 (36.32)						

8  Alex Sheng 13 0.97 8 **2:30.62**
Entry: 2:31.69 -1.07

50m: 35.49 100m: 1:15.43 (39.94)
150m: 1:53.84 (38.41)
200m: 2:30.62 (36.78)











9  Ray Sun 13  0.61 7 **2:30.04**
Entry: 2:32.27 -2.23

50m: 33.80 100m: 1:11.41 (37.61)
150m: 1:51.40 (39.99)
200m: 2:30.04 (38.64)

2 Final 14 years

Official

heat Started at: 06:03 PM (+ 8 min)

Lane	Competitor	Age	Club	RT	PTS	Rank	Result
0	 Phoenix Botes	14		0.64		9	2:29.84 Entry: 2:29.46 +0.38
							50m: 33.61 100m: 1:10.90 (37.29) 150m: 1:50.49 (39.59) 200m: 2:29.84 (39.35)
1	 Steve Zhang	14		0.65		7	2:24.89 Entry: 2:26.10 -1.21
							50m: 34.21 100m: 1:11.05 (36.84) 150m: 1:48.94 (37.89) 200m: 2:24.89 (35.95)
2	 Alike Delaval (V)	14		0.67		4	2:19.66 Entry: 2:20.69 -1.03
							50m: 31.97 100m: 1:07.35 (35.38) 150m: 1:44.00 (36.65) 200m: 2:19.66 (35.66)
3	 Levi Dixon	14		0.68		5	2:20.05 Entry: 2:19.90 +0.15
							50m: 32.17 100m: 1:07.48 (35.31) 150m: 1:43.86 (36.38) 200m: 2:20.05 (36.19)
4	 Paolo Grolli (V)	14		0.58		1	2:13.63 Entry: 2:14.15 -0.52
							50m: 30.38 100m: 1:04.36 (33.98) 150m: 1:39.37 (35.01) 200m: 2:13.63 (34.26)
5	 Connor Mahoney	14		0.65		2	2:13.86 Entry: 2:16.47 -2.61
							50m: 30.77 100m: 1:05.22 (34.45) 150m: 1:40.32 (35.10) 200m: 2:13.86 (33.54)

6  James Zhang 14  0.69 3 **2:18.41**
Entry: 2:20.02 -1.61

50m: 31.48 100m: 1:06.79 (35.31)
150m: 1:42.89 (36.10)
200m: 2:18.41 (35.52)

7  Luoqianhe Chen 14  0.62 6 **2:23.92**
Entry: 2:23.21 +0.71

50m: 33.15 100m: 1:10.17 (37.02)
150m: 1:47.93 (37.76)
200m: 2:23.92 (35.99)

8  Jonathan Yang 14  0.77 8 **2:27.03**
Entry: 2:28.95 -1.92

50m: 33.63 100m: 1:10.90 (37.27)
150m: 1:48.89 (37.99)
200m: 2:27.03 (38.14)


9  Benjamin Winter 14  0.70 10 **2:32.69**
Entry: 2:30.52 +2.17

50m: 35.07 100m: 1:14.68 (39.61)
150m: 1:54.86 (40.18)
200m: 2:32.69 (37.83)

3 Final 15 years

Official

heat Started at: 06:08 PM (+ 12 min)

Lane	Competitor	Age	Club	RT	PTS	Rank	Result
0	 Paol Lorzil (V)	15		0.73		9	2:23.84 Entry: 2:23.36 +0.48

50m: 33.41 100m: 1:10.11 (36.70)
150m: 1:47.25 (37.14)
200m: 2:23.84 (36.59)

1  Riley Davis 15  0.77 6 **2:18.57**
Entry: 2:22.19 -3.62


50m: 32.30 100m: 1:07.51 (35.21)
150m: 1:43.45 (35.94)
200m: 2:18.57 (35.12)

2  Jayden Lee 15  0.62 5 **2:16.35**
Entry: 2:19.74 -3.39

50m: 31.70 100m: 1:06.48 (34.78)
150m: 1:41.84 (35.36)
200m: 2:16.35 (34.51)

3  Charlie Madar-Lu 15  0.56 4 **2:15.93**
Entry: 2:18.46 -2.53

50m: 31.17 100m: 1:05.32 (34.15)
150m: 1:40.56 (35.24)
200m: 2:15.93 (35.37)

 TeRauroha Paki 15 0.60 **2:02.91** 15yrs ...

4

1

Entry: 2:05.88 -2.97

50m: 28.19 100m: 59.54 (31.35)
 150m: 1:31.73 (32.19)
 200m: 2:02.91 (31.18)

5

 YiFan Zhang

15




0.60

2

2:10.93
 Entry: 2:11.84 -0.91

50m: 29.31 100m: 1:01.69 (32.38)
 150m: 1:36.37 (34.68)
 200m: 2:10.93 (34.56)

6

 Timothy Chin

15



0.60

3

2:14.94
 Entry: 2:18.80 -3.86

50m: 31.12 100m: 1:05.02 (33.90)
 150m: 1:40.29 (35.27)
 200m: 2:14.94 (34.65)

7

 Alexander McElr

15



0.76

7

2:20.16
 Entry: 2:21.25 -1.09

50m: 32.27 100m: 1:08.17 (35.90)
 150m: 1:44.50 (36.33)
 200m: 2:20.16 (35.66)

8

 Maddox Forrester

15



0.69

8

2:22.55
 Entry: 2:22.38 +0.17

50m: 33.46 100m: 1:09.87 (36.41)
 150m: 1:46.93 (37.06)
 200m: 2:22.55 (35.62)

9

 William Chugg

15



0.60

10




2:25.02
 Entry: 2:23.67 +1.35

50m: 33.63 100m: 1:09.51 (35.88)
 150m: 1:47.18 (37.67)
 200m: 2:25.02 (37.84)

4 Final 16 years

Official

heat Started at: 06:14 PM (+ 17 min)

Lane	Competitor	Age	Club	RT	PTS	Rank	Result
0	 Lachlan Collins	16	ST PASCAL SWIM CLUB	0.61		8	<p>2:19.88 Entry: 2:21.31 -1.43</p> <p>50m: 31.74 100m: 1:06.38 (34.64) 150m: 1:43.15 (36.77) 200m: 2:19.88 (36.73)</p>
1	 Luojingxi Chen	16		0.67		3	<p>2:10.96 Entry: 2:18.84 -7.88</p> <p>50m: 29.02 100m: 1:01.56 (32.54) 150m: 1:36.22 (34.66) 200m: 2:10.96 (34.74)</p>
2	 Lukas De Wit	16		0.65		6	<p>2:17.26 Entry: 2:18.32 -1.06</p>

50m: 31.09 100m: 1:05.84 (34.75)
150m: 1:42.55 (36.71)
200m: 2:17.26 (34.71)

3  Lucas Bell 16  0.51 1 **2:05.53**
Entry: 2:14.17 -8.64

50m: 28.99 100m: 1:00.84 (31.85)
150m: 1:32.97 (32.13)
200m: 2:05.53 (32.56)

4  Ryan Hewertson 16  0.54 4 **2:10.98**
Entry: 2:12.45 -1.47

50m: 29.31 100m: 1:01.89 (32.58)
150m: 1:36.11 (34.22)
200m: 2:10.98 (34.87)

5  Jack McPhail 16  0.56 5 **2:11.56**
Entry: 2:13.26 -1.70

50m: 29.41 100m: 1:02.62 (33.21)
150m: 1:37.23 (34.61)
200m: 2:11.56 (34.33)

6  Sebastian Seger 16  0.63 2 **2:07.82**
Entry: 2:15.87 -8.05

50m: 29.32 100m: 1:01.41 (32.09)
150m: 1:34.39 (32.98)
200m: 2:07.82 (33.43)

7  Samuel Delamar 16  0.81 7 **2:19.67**
Entry: 2:18.49 +1.18

50m: 31.17 100m: 1:05.82 (34.65)
150m: 1:42.99 (37.17)
200m: 2:19.67 (36.68)

8  Jared Borea 16  0.61 9 **2:21.15**
Entry: 2:19.31 +1.84

50m: 32.85 100m: 1:08.90 (36.05)
150m: 1:46.18 (37.28)
200m: 2:21.15 (34.97)

9  Alexander Jiang 16  0.55 10 **2:23.96**
Entry: 2:22.29 +1.67

50m: 32.19 100m: 1:08.84 (36.65)
150m: 1:47.25 (38.41)
200m: 2:23.96 (36.71)